

Little Safeguard iOS Setup Guide: Enable the Apple Shortcut

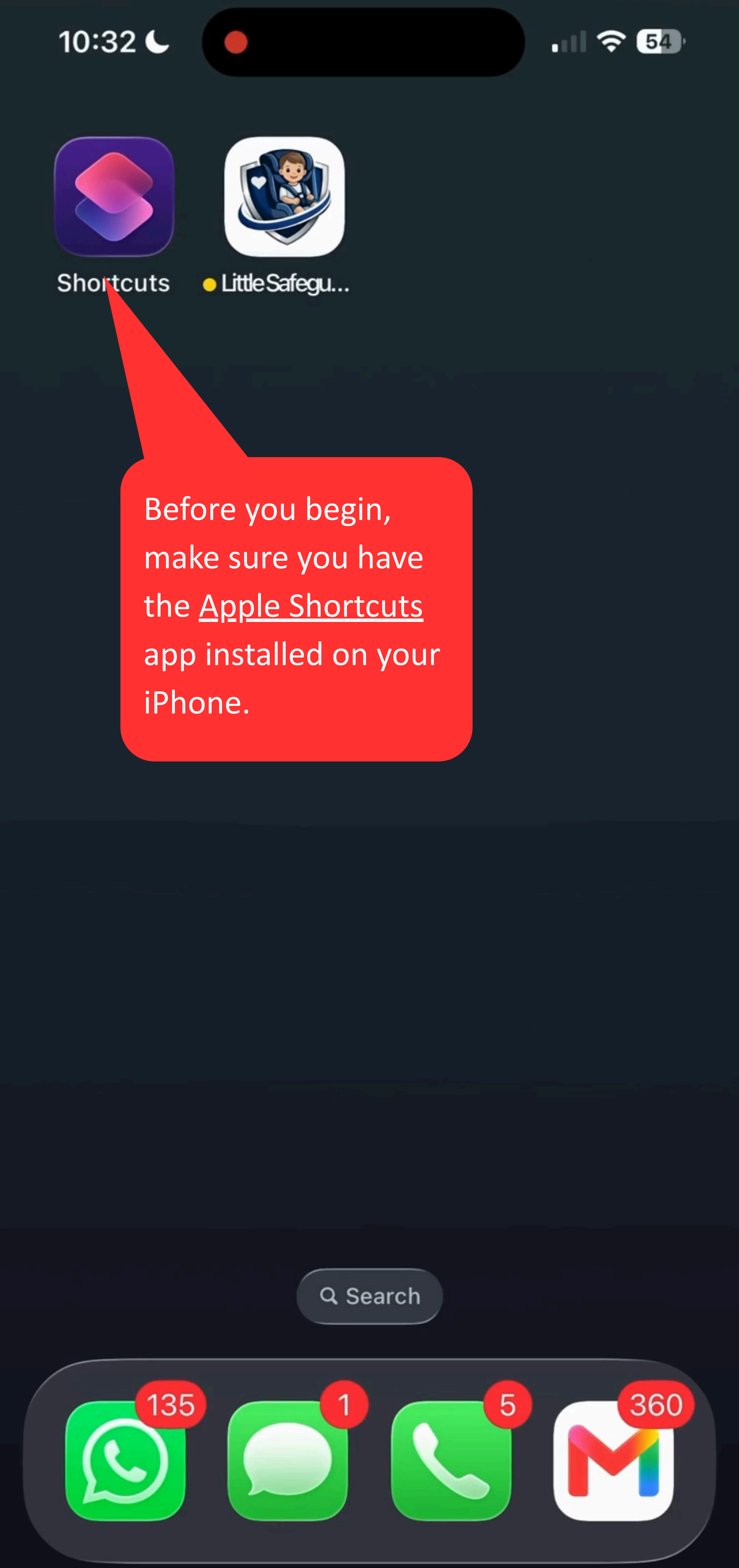
10:32
54
Shortcuts
LittleSafegu...
Before you begin, make sure you have the Apple Shortcuts app installed on your iPhone.
Search
135
1
5
360

8:56

62

Little Safeguard

Child Vehicle Safety

Language

English

Español

Français

✅ ACKNOWLEDGE REMINDER

Required Setup

Setup will confirm on your first drive

Disclaimer

Expand the Required Setup section

8:56

62

Little Safeguard

Child Vehicle Safety

Language

English
Español
Français

✅ ACKNOWLEDGE REMINDER

Required Setup

Setup will c

Tap Install Shortcut

Install the Little guard shortcut, then turn on the automatic itch at the top of the shortcut. This is a e-time required setup for auto monitoring t work. Set up before? Delete your old CarPlay automation first.

+ Install Shortcut

8:56
◀ Little Safeg...

Cancel

Report

Little_Safeguard_Se-tup_ios27

Shared Nov 21, 2026

Little_Safe-guard_Setup_i...

About This Shortcut

Say “Siri,
Little_S
run

Appears on ble Watch

Can Run hen Locked

Tap Add Shortcut

Add Shortcut

8:56
◀ Little Safeg...

62

Little_Safeguard_Se...

Edit

Tap Edit

Summarizing shortcut...

Describe a change

8:56
◀ Little Safeg...

62

Little_Safeguard_S...

Automation is turned off

When CarPlay Is

Connected or Disconnected

Littl

Monito

Tap the arrow to expand this section

Get dictionary from

Little Safeguard Monitoring

Set variable event to

event

Set variable text to

text

Search

8:56
◀ Little Safeg...

62

Little_Safeguard_S...

Automation is turned off

When CarPlay Is

Connected or Disconnected

Automation

Lit

Monit

Toggle Automation on

Get dictionary from

Little Safeguard Monitoring

Set variable event to

event

Set variable text to

Search

8:56
◀ Little Safeg...

62

Little_Safeguard_S...

When CarPlay Is

Connected or Disconnected

Automation

Notify

Litt

Monit

Make sure Automation is **ON** and Notify is **OFF**

Get dictionary from

Little Safeguard Monitoring

Set variable event to

event

Set variable text to

text

Search

8:56
◀ Little Safeg...

Little_Safeguard_S...

Tap the back arrow

ected

Automation

Notify

Little Safeguard

Monitoring

Get dictionary from

Little Safeguard Monitoring

Set variable event to

event

Set variable text to

text

Search

8:56
◀ Little Safeg...

62

Select

All Shortcuts

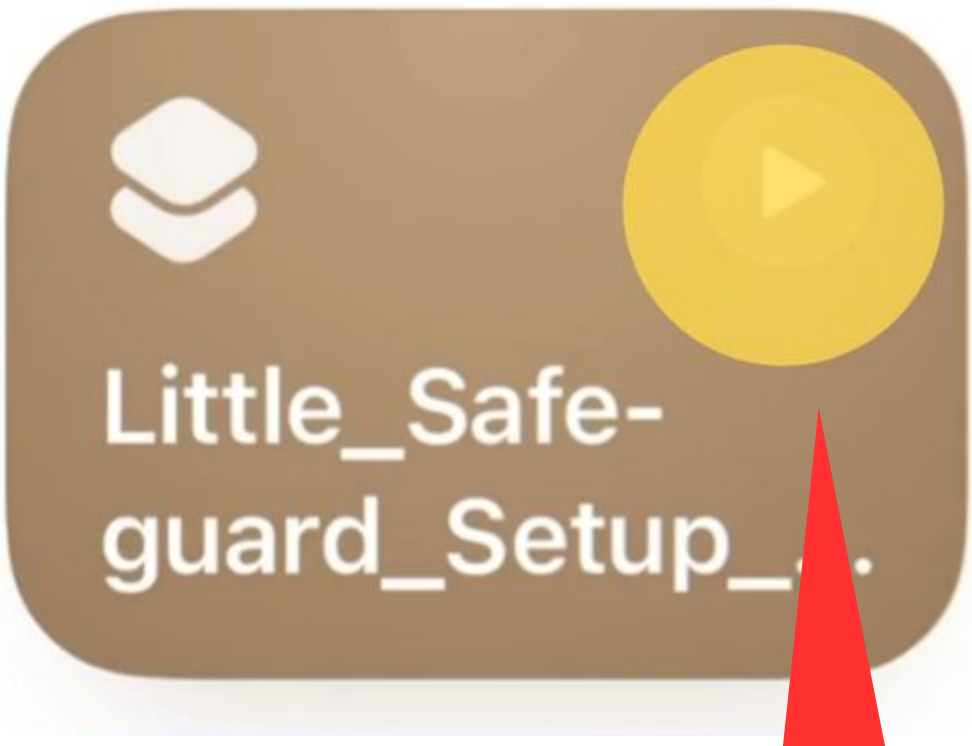

Tap the play button on the automation

Starter Shortcuts

No Shortcuts

Shortcuts added to “Starter Shortcuts” will appear here.

Allow
“Little_Safeguard_Setup_ios27”
to run actions from “Little
Safeguard”?

Don’t Allow

Allow

Tap Allow

Starter Shortcuts

No Shortcuts

Shortcuts added to
“Starter Shortcuts” will
appear here.

8:57
◀ Little Safeg...

62

Select

All Shortcuts

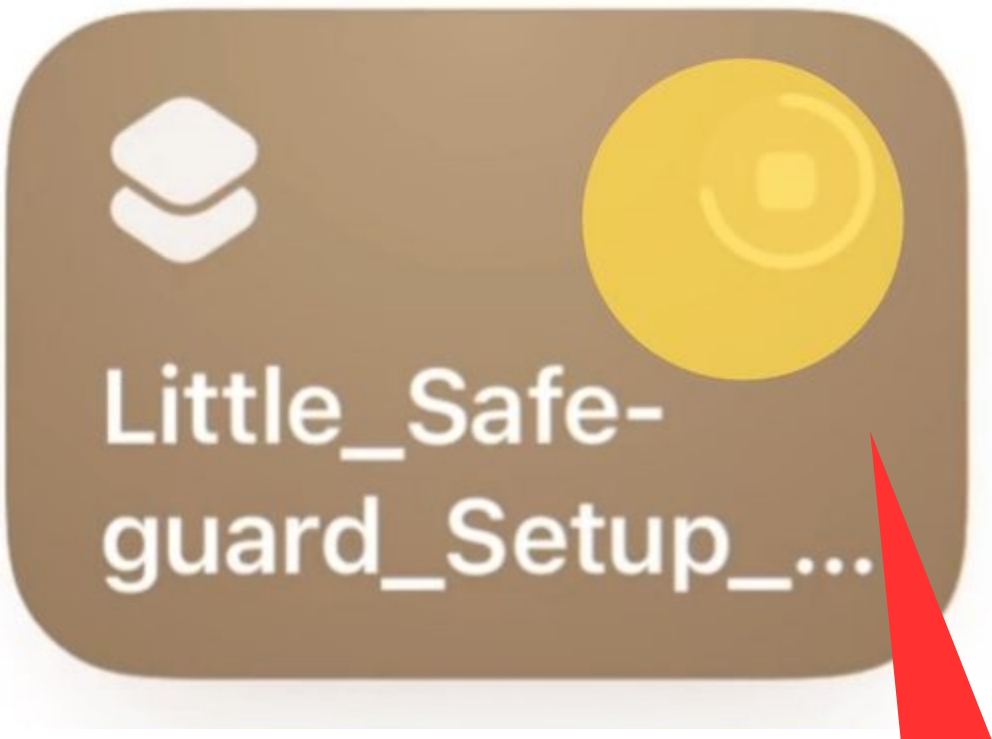

You'll hear an announcement;
just tap it again to make it stop

Starter Shortcuts

No Shortcuts

Shortcuts added to
“Starter Shortcuts” will
appear here.

8:57

Little Safeguard

Child Vehicle Safety

Language

English
Español
Français

✅ ACKNOWLEDGE REMINDER

✓ Setup confirmed

✓ Setup confirmed

Install the Little Safeguard shortcut, then turn on the automation switch at the top of the shortcut. This is a one-time required setup for auto monitoring to work. Set up before? Delete your old CarPlay automation first.

Open the app and make sure setup is confirmed

Watch Setup Instructions

It’s unlikely, but if you get a false announcement, tap the **Acknowledge Reminder button** within the app to stop all notifications.

You’re all set!

Next time you get into your car and connect to Apple CarPlay, Little Safeguard will walk you through the rest.

Thank you for using Little Safeguard, and stay safe!



LittleSafeguard.com



Little Safeguard

Child Vehicle Safety.

AVAILABLE ON

Download on the App Store

GET IT ON Google Play

LittleSafeguard.com